



---

**P.O.BOX 2882, Windhoek**  
**Tel: + 264 61 283 5100, Fax +264 61 283 5259**  
**Web address: [www.fic.na](http://www.fic.na)**  
**E-mail address: [helpdesk@fic.na](mailto:helpdesk@fic.na)**

**MONTHLY STATISTICAL REPORT: FEBRUARY 2023**

---

## 1. Incoming Reports

**Table 1: Reports Received**

	Feb-23	Jan-23	Feb-22	Total <sup>1</sup>
<i>AIFs</i> <sup>2</sup>	16	26	45	4,234
<i>CBMCRs</i> <sup>3</sup>	0	2	0	225
<i>CTRs</i> <sup>4</sup>	10,365	12,622	4,719	710,850
<i>EFTs</i> <sup>5</sup>	43,533	56,853	182,403	2,081,329
<i>IFTs</i> <sup>6</sup>	65,076	193,769	141,188	10,741,739
<i>SARs</i> <sup>7</sup>	23	19	42	1,475
<i>STRs</i> <sup>8</sup>	83	33	60	10,213

**Table 2: Requests for Information**

	Feb-23	Jan-23	Feb-22	Total
<i>IRDs</i> <sup>9</sup>	16	17	19	754
<i>IRIs</i> <sup>10</sup>	0	0	0	81

16 IRDs were received in February 2023. To date, a total of 835 requests have been received by the FIC.

The current reporting period has seen a decrease in the volume of AIFs, CBMCRs, CTRs, EFTs and IFTs when compared to January 2023.

<sup>1</sup> Total reports received since inception;

<sup>2</sup> AIF: Additional Information File;

<sup>3</sup> CBMCR: Cross Border Movement of Cash Report;

<sup>4</sup> CTR: Cash Transaction Report;

<sup>5</sup> EFT: Electronic Funds Transfer;

<sup>6</sup> IFT: International Funds Transfer;

<sup>7</sup> SAR: Suspicious Activity Report;

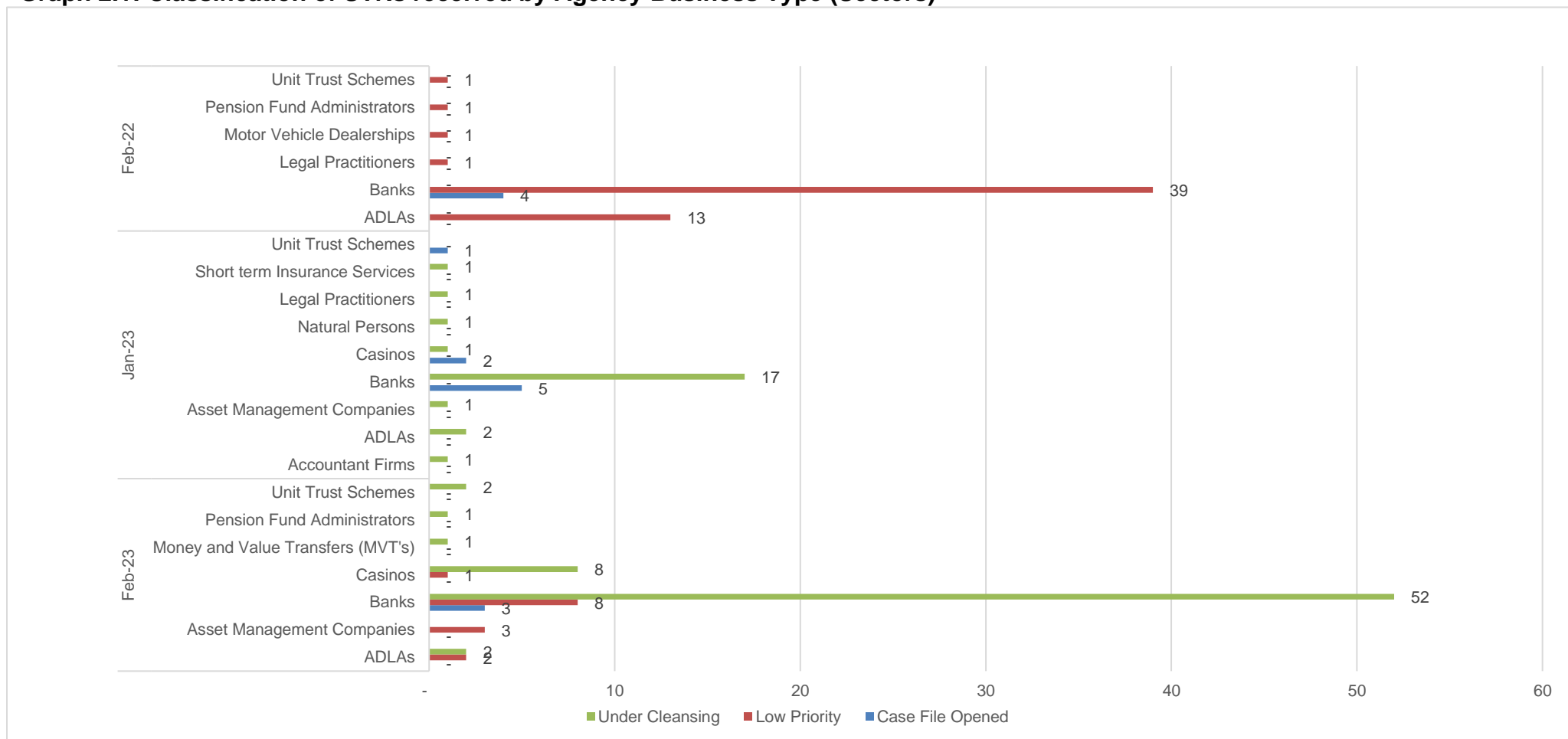
<sup>8</sup> STR: Suspicious Transaction Report;

<sup>9</sup> IRD: Incoming Request-Domestic; and

<sup>10</sup> IRI: Incoming Request-International

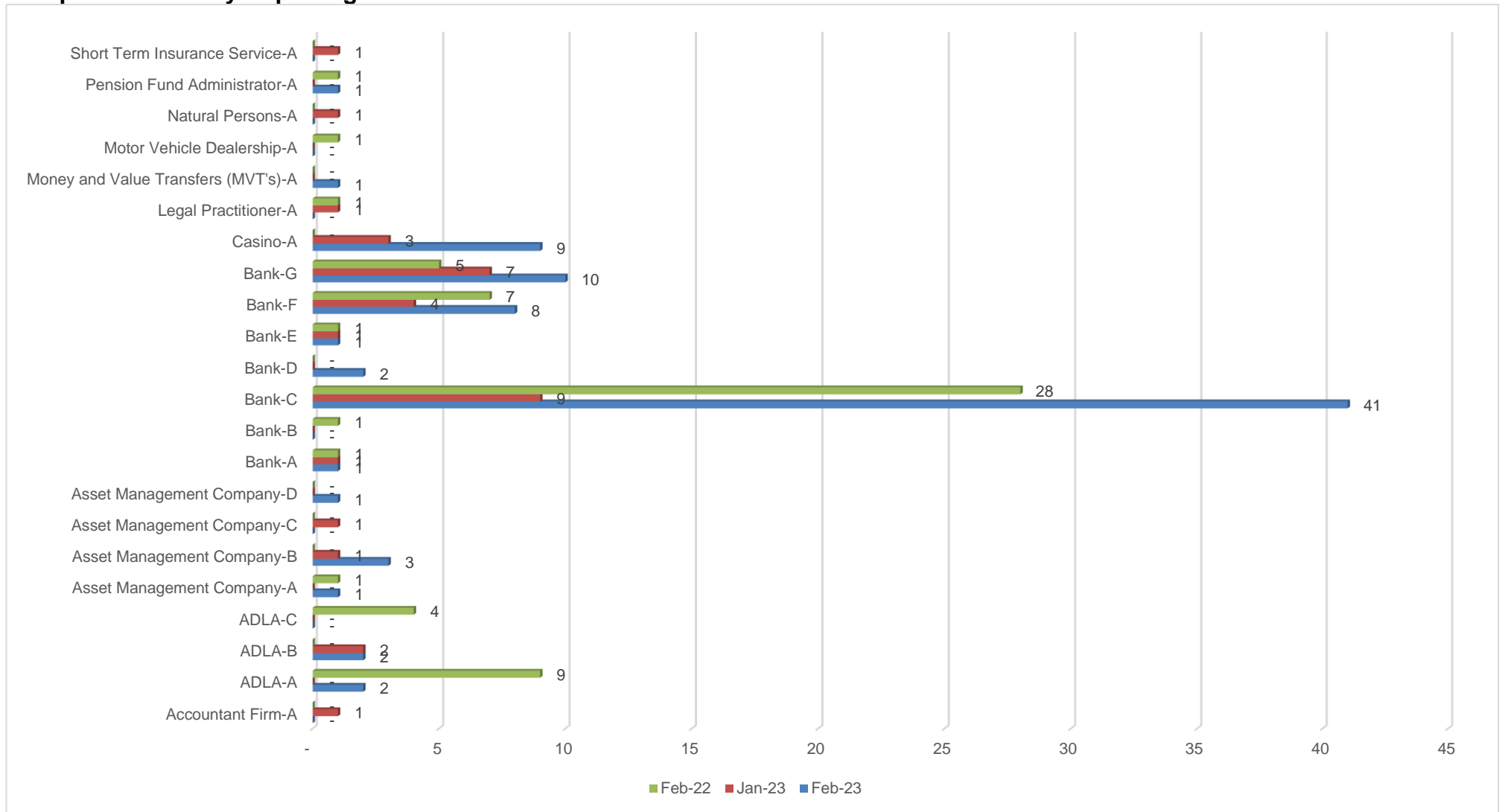
## 2. Classification of Reports

**Graph 2.1: Classification of STRs received by Agency Business Type (Sectors)**



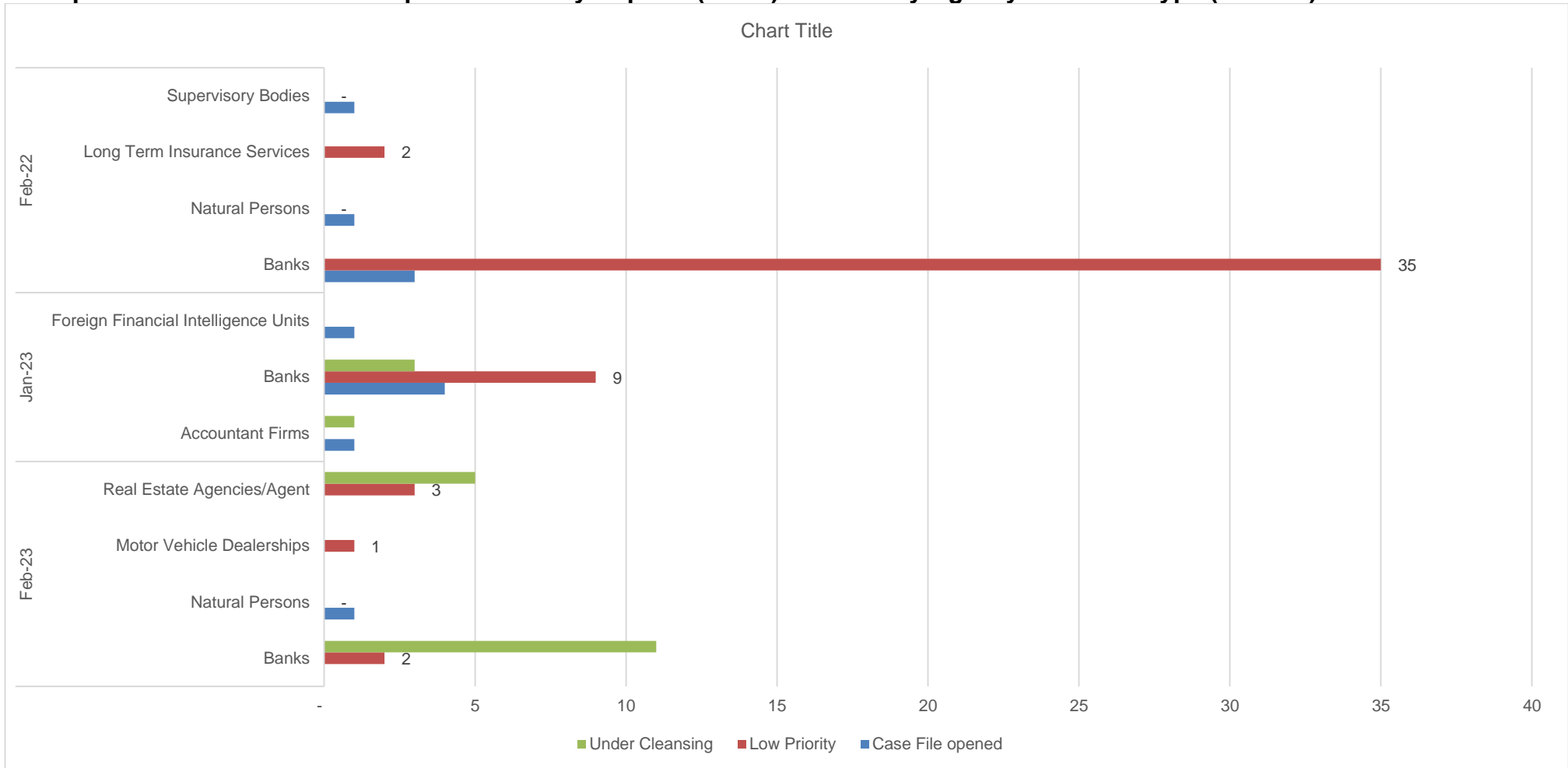
The chart above shows that the total number of STRs received during the period under review increased significantly to 83 STRs when compared to 33 STRs recorded in January 2023. Further, from all the STRs received in the period under review, only 3 reports were classified as 'high priority' while 66 STRs were still under cleansing at the time of reporting. The banking sector continues to file the most STRs nationally.

**Graph 2.2: STRs by Reporting Entities**



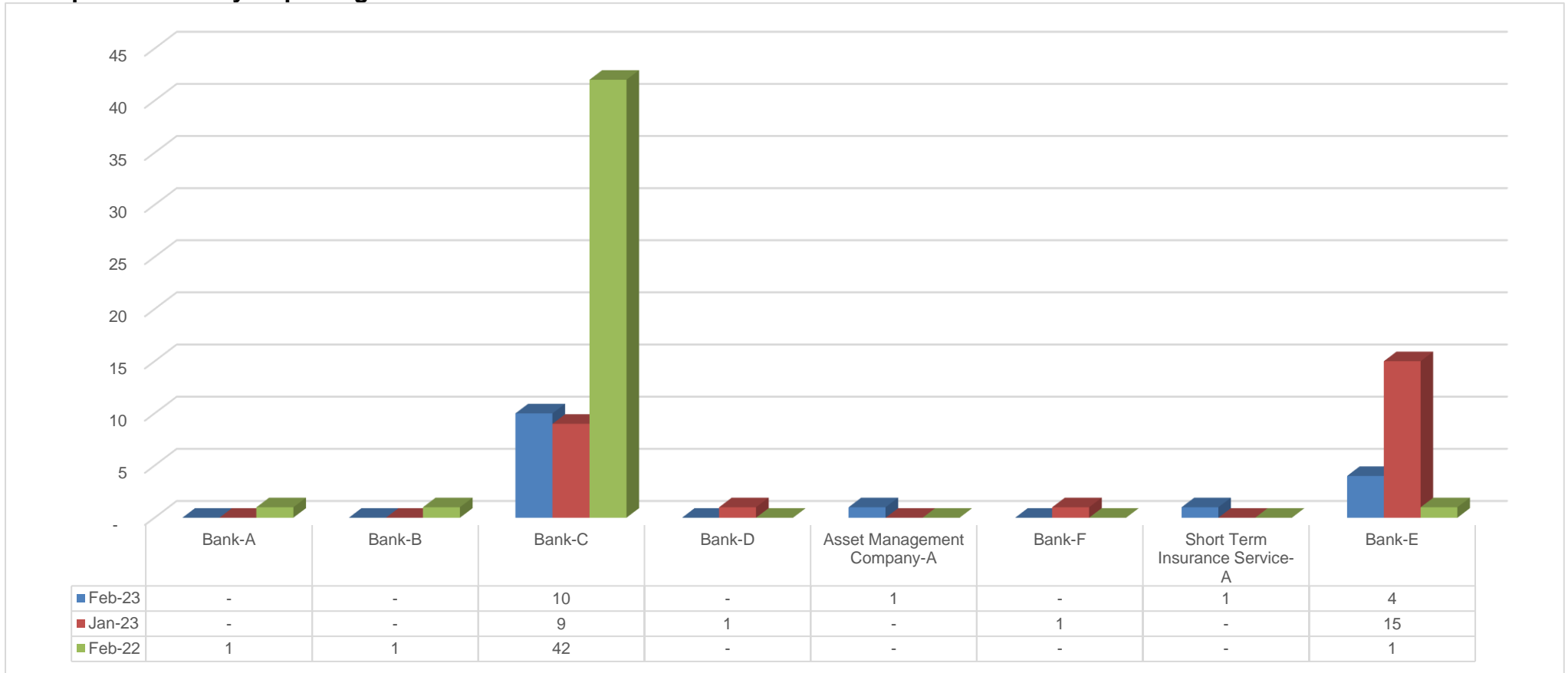
In the period under review, Bank-C filed the majority of STRs (41 STRs).

**Graph 2.3: Classification of Suspicious Activity Reports (SARs) received by Agency Business Type (Sectors)**



A total of 23 SARs were received by the FIC in February 2023. One report was classified as ‘high priority’ while a total of 16 reports were still under cleansing at the time of reporting.

**Graph 2.4: AIFs by Reporting Entities**



In February 2023, the FIC received a total of 16 AIFs from eight institutions. Most of these reports were filed by Bank-C.

### 3. Analysis

**Table 3: Reports Under Analysis**

	Feb-23
Cases	339
IRDs	348
IRIs	10

**Table 4: Reports Set-Aside**

	Feb-23	Jan-23	Feb-22	Total
Cases	2	0	0	114
IRDs	0	0	0	2
IRIs	0	0	0	1
SARs	0	0	0	9
STRs	0	2	0	102

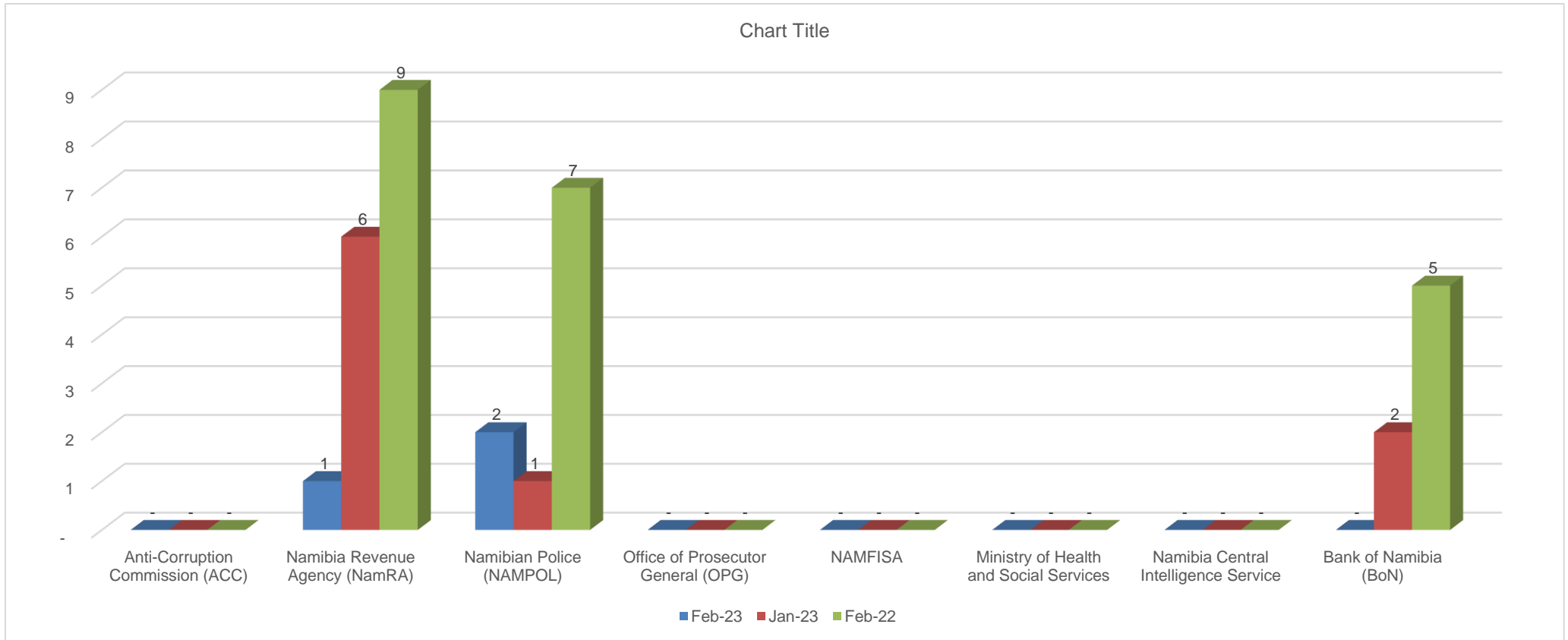
**Table 5: Reports set on Low Priority**

	Feb-23	Jan-23	Feb-22	Total
Cases	44	2	2	467
IRDs	0	0	0	1
IRIs	0	0	0	1
SARs	42	5	16	970
STRs	158	71	56	7,425

In the period under review, 339 Cases, 348 IRDs and 10 IRIs were still under analysis. A total of 42 SARs and 158 STRs were classified as 'low priority'. To date, the total number of SARs and STRs classified as 'low priority' amounts to 970 and 7,425 reports, respectively.

## 4. Disclosures

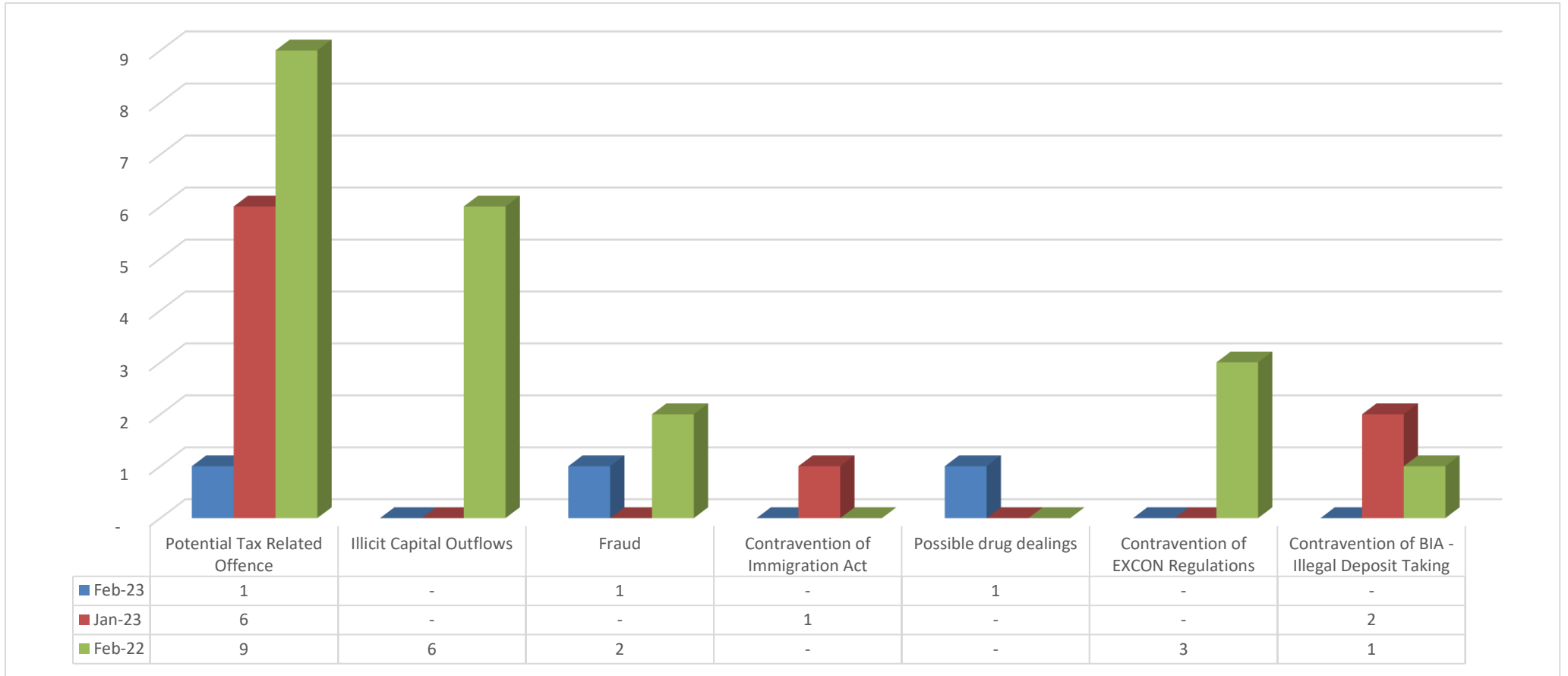
**Graph 4.1: Spontaneous Disclosures disseminated to Law Enforcement Agencies/ relevant authorities**



In the period under review, the FIC disseminated 3 Spontaneous Disclosures (SDs) to Law Enforcement Agencies (LEAs).



**Graph 4.2: Potential Predicate Offences**



Overall, there was a total of 3 potential predicate offences recorded in February 2023.

## 5. Referrals and Account Restrictions

**Table 6: Referrals received per division**

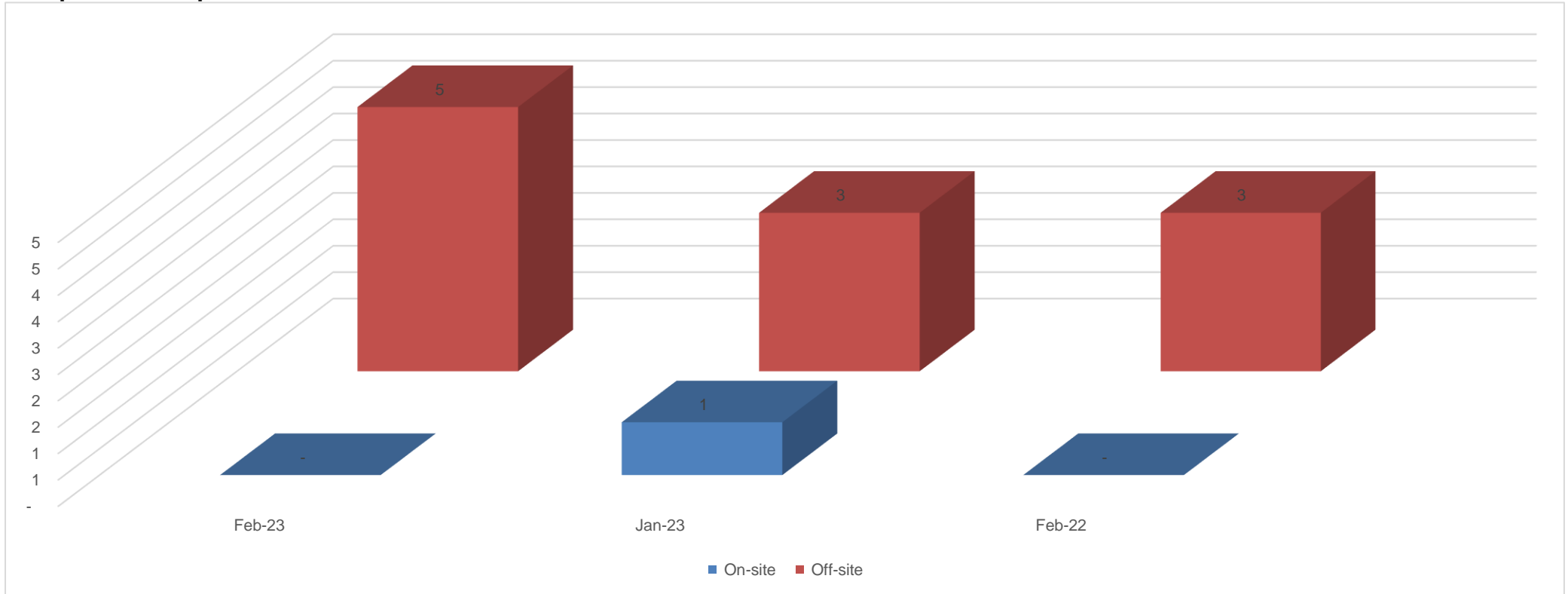
	No. of Referrals
a) <i>Financial Investigations &amp; Analysis</i>	0
b) <i>Compliance Monitoring &amp; Supervision</i>	0
c) <i>Legal, Policy &amp; Enforcement</i>	0
d) <i>Strategic Analysis</i>	0

**Table 7: Monitoring & Intervention Orders Issued**

a) <i>Monitoring Orders</i>	Issued	0
	No. of Account(s)	0
	Amount (NAD)	0.00
b) <i>Intervention Orders</i>	Issued	1
	No. of Account(s)	1
	Amount (NAD)	117,214.36

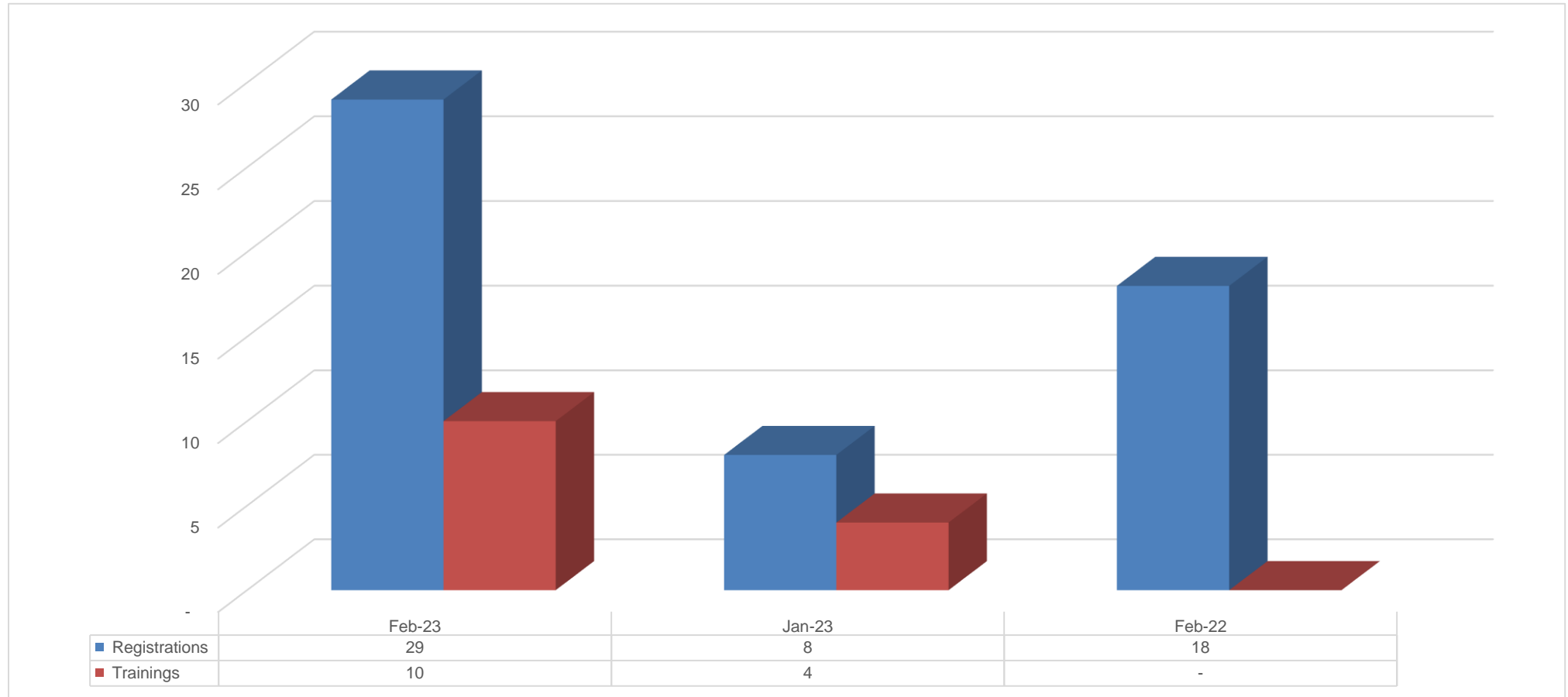
## 6. Compliance Assessment Activities

Graph 6.1: Compliance assessment activities



In the period under review, 5 compliance assessments were recorded. The division focused on completing sectoral risk assessments in the period under review.

**Graph 6.2: Registrations and Training of Accountable and Reporting Institutions with the FIC**



Training and registration are essential to supervisory activities as such enhance compliance behavior. In February 2023, the FIC registered 29 reporting entities and conducted 10 training sessions.