



---

**P.O.BOX 2882, Windhoek**  
**Tel: + 264 61 283 5100, Fax +264 61 283 5259**  
**Web address: [www.fic.na](http://www.fic.na)**  
**E-mail address: [helpdesk@fic.na](mailto:helpdesk@fic.na)**

**MONTHLY STATISTICAL REPORT: APRIL 2025**

---



## 1. Incoming Reports

**Table 1: Reports Received**

	Apr-25	Mar-25	Apr-24	Total <sup>1</sup>
<i>AIFs</i> <sup>2</sup>	138	144	87	6,422
<i>CBMCRs</i> <sup>3</sup>	0	0	0	292
<i>CTRs</i> <sup>4</sup>	3,690	3,187	3,485	350,521
<i>EFTs</i> <sup>5</sup>	22,291	10,387	17,602	11,242,128
<i>IFTs</i> <sup>6</sup>	7,729	7,955	5,804	497,259
<i>SARs</i> <sup>7</sup>	17	33	22	2,147
<i>STRs</i> <sup>8</sup>	207	186	87	13,662

**Table 2: Requests for Information**

	Apr	Mar-25	Apr-25	Total
<i>IRDs</i> <sup>9</sup>	31	11	23	1,211
<i>IRIs</i> <sup>10</sup>	0	2	1	97

31 IRDs were received in April 2025. To date, a total of 1,308 requests have been received by the FIC.

The current reporting period has seen an increase in the volume of CTRs, EFTs and STRs when compared to March 2025.

<sup>1</sup> Total reports received since inception;

<sup>2</sup> AIF: Additional Information File;

<sup>3</sup> CBMCR: Cross Border Movement of Cash Report;

<sup>4</sup> CTR: Cash Transaction Report;

<sup>5</sup> EFT: Electronic Funds Transfer;

<sup>6</sup> IFT: International Funds Transfer;

<sup>7</sup> SAR: Suspicious Activity Report;

<sup>8</sup> STR: Suspicious Transaction Report;

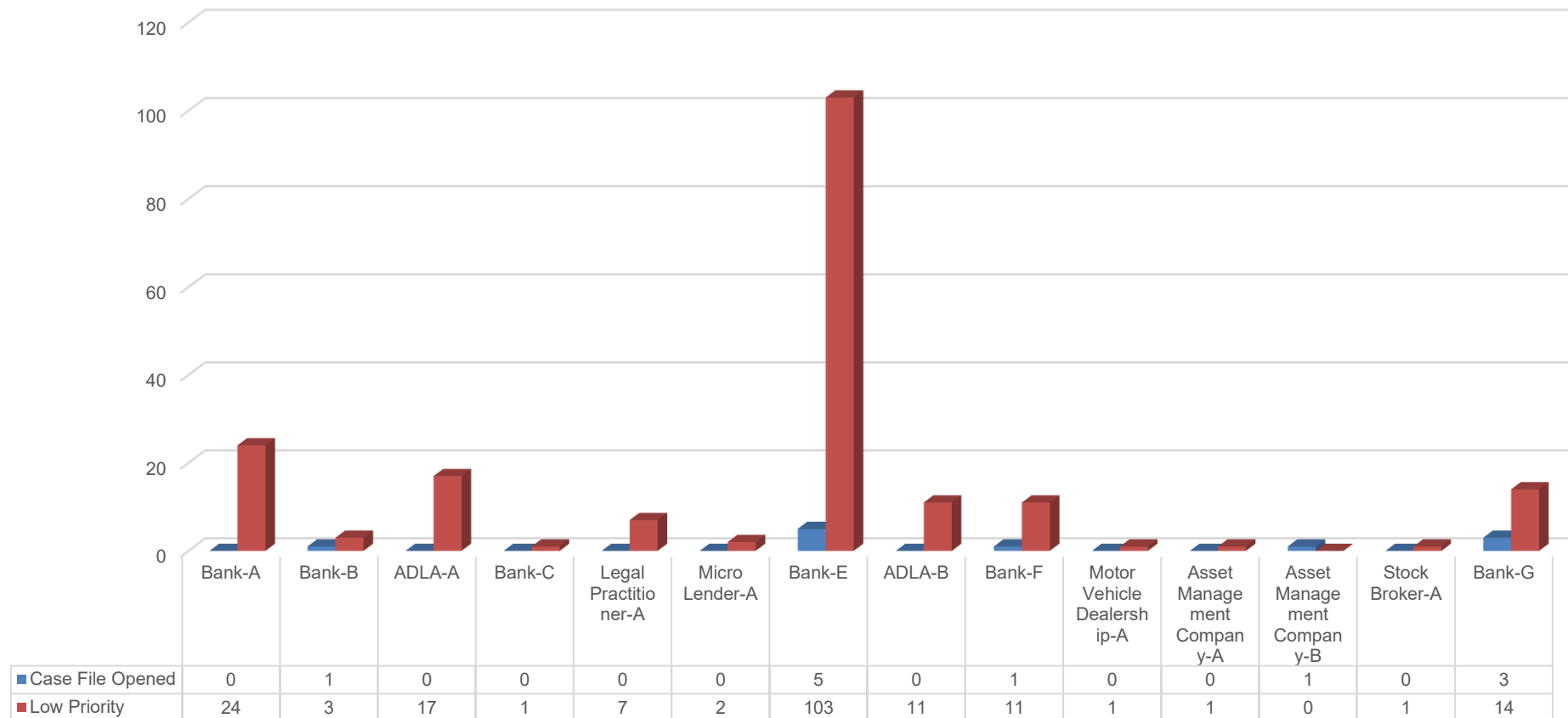
<sup>9</sup> IRD: Incoming Request-Domestic; and

<sup>10</sup> IRI: Incoming Request-International



## 2. Classification of Reports

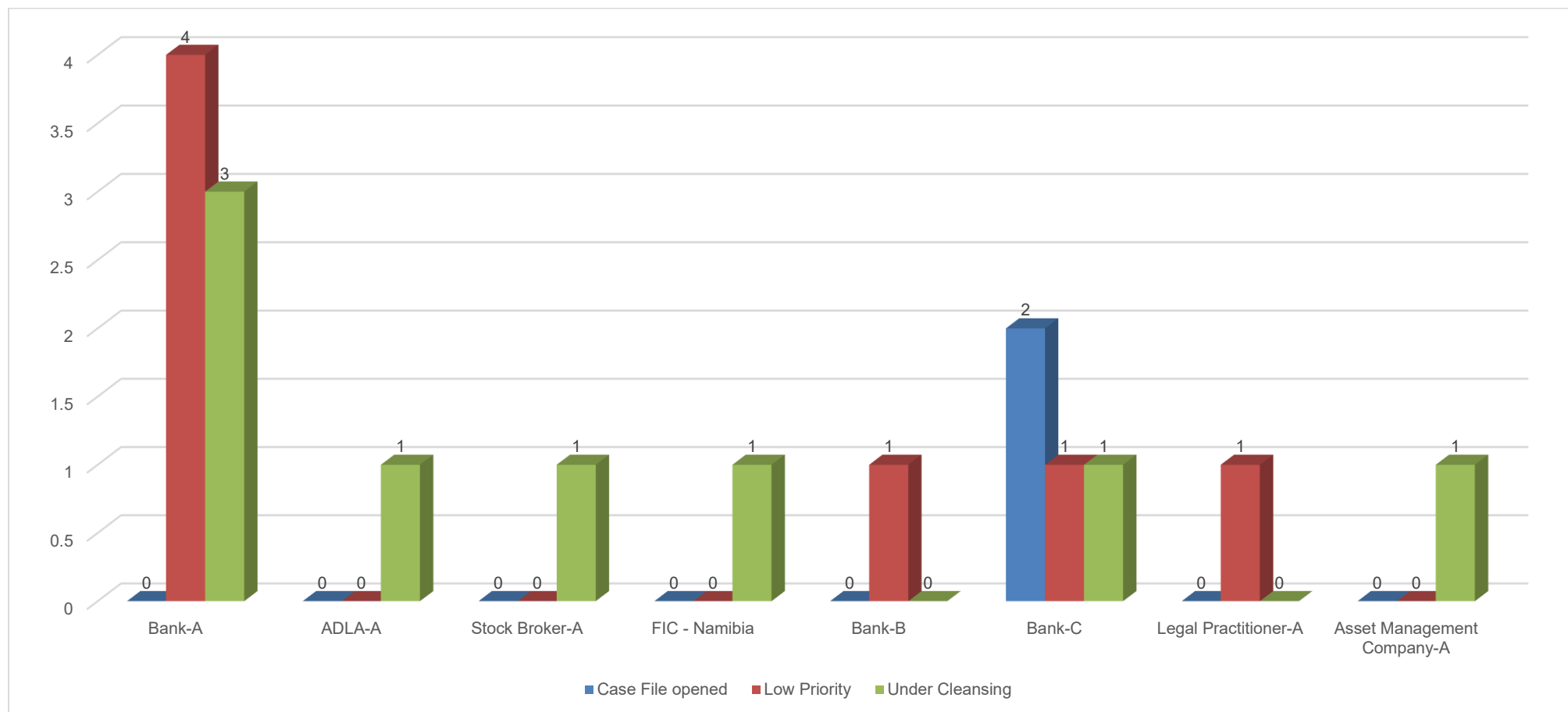
**Graph 2.1: STRs by Reporting Entities**



During April, Bank-E filed the majority of STRs (108 STRs). Records indicate that 11 STRs were escalated to cases, whereas 196 STRs were placed on low priority during the month under review.



**Graph 2.3: Classification of SARs received by the Banking and ADLA Sectors**

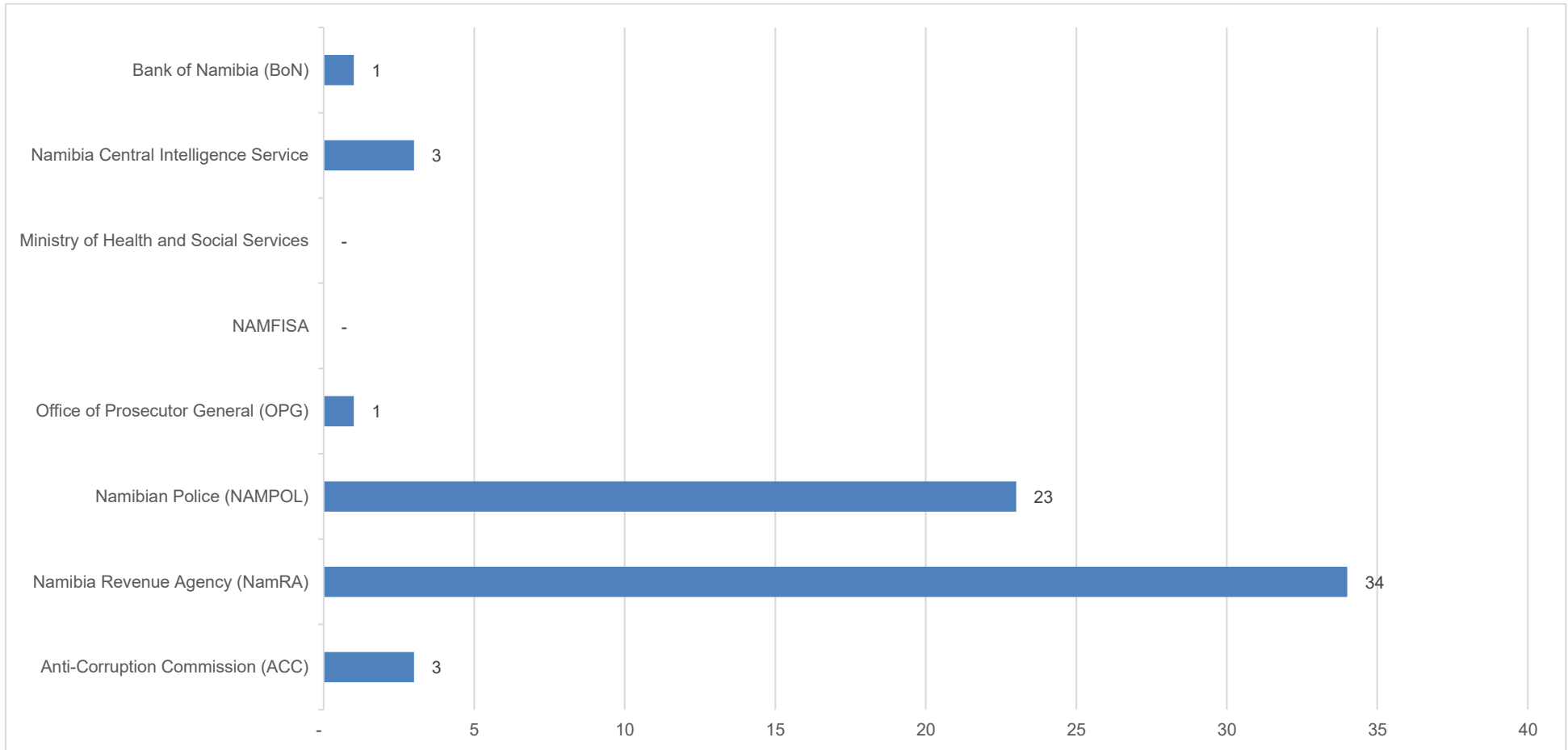


A total of 17 SARs were filed by the sectors. Records indicate that only 2 reports were placed on high priority and escalated to cases.



### 3. Disclosures

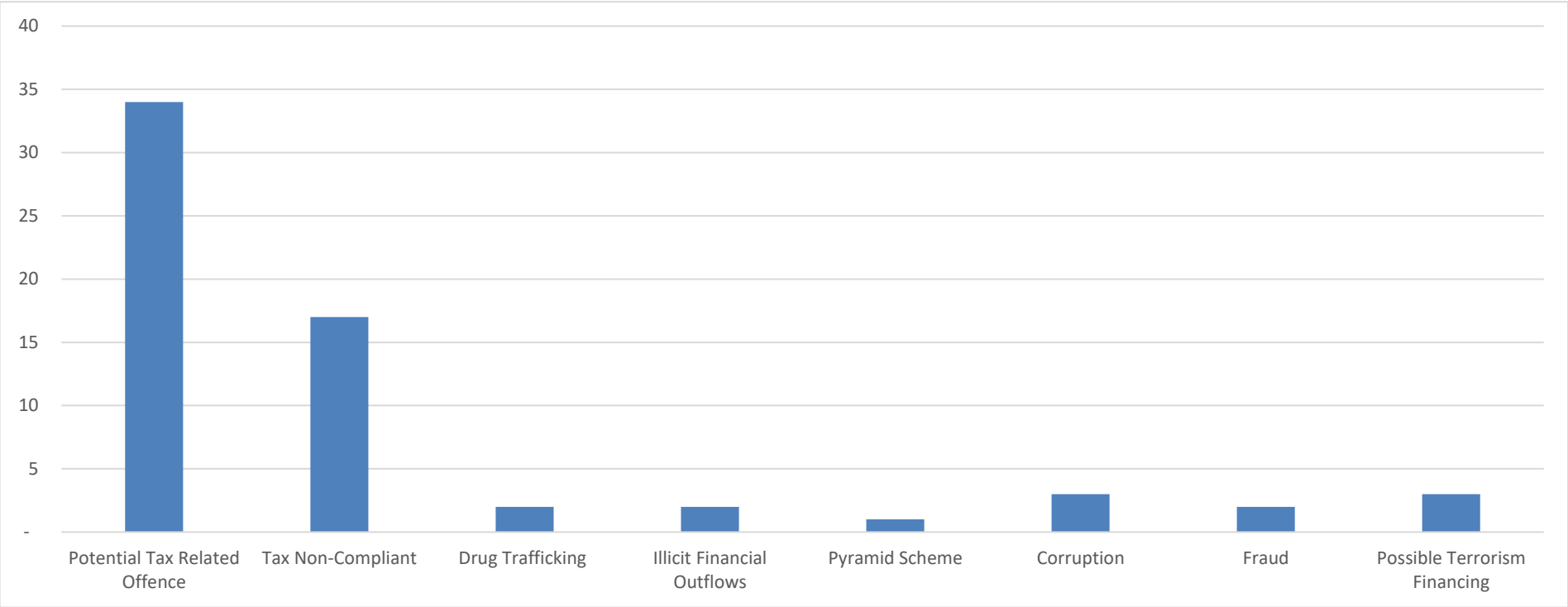
**Graph 3.1: Spontaneous Disclosures disseminated to Law Enforcement Agencies/ relevant authorities**



In the period under review, the FIC disseminated 65 Spontaneous Disclosures (SDs) to Law Enforcement Agencies (LEAs).



**Graph 3.2: Potential Predicate Offences**



Overall, 64 potential ML predicate offenses were recorded in April 2025. Potential tax-related crimes are featured as the leading potential predicate offenses.